


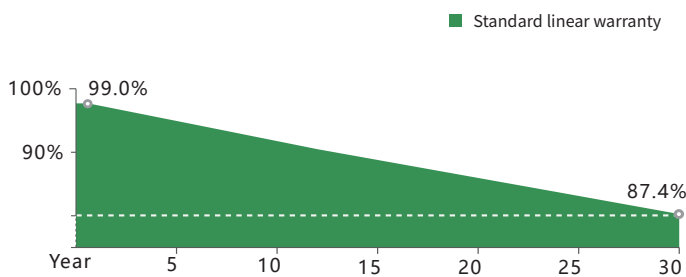
685-710W

N-type i-TOPCon bifacial dual glass Monocrystalline module

Lower LCOE (Levelized Cost Of Energy), reduced BOS (Balance of System) cost, shorter payback time. Up to 22.5% module efficiency with high density interconnect technology. SMBB (Super multi-busbar) technology for better light trapping effect, lower series resistance and improved current collection. Up to 30% additional power gain from back side depending on albedo.



Linear performance Warranty



Linear performance warranty



Product warranty

Comprehensive Certificates

- IEC61215/IEC61730
- ISO9001:Quality Management System
- ISO14001:Environmental Management System
- ISO45001:Occupational Health and Safety Management System



QIDONG SHENYA INDUSTRY CO., LTD

TEL: +86 15250188350

E-mail: paul@huge-solar.com

ADD: No.249 GongYuan Road, Qidong Jiangsu China

ELECTRICAL DATA (STC & NOCT)												
Testing Condition	STC	NOCT	STC	NOCT	STC	NOCT	STC	NOCT	STC	NOCT	STC	NOCT
Peak Power Watts-P _{MAX} (Wp)*	685	521	690	526	695	530	700	534	705	538	710	542
Power Tolerance-P _{MAX} (W)	0~+5											
Maximum Power Voltage-V _{MPP} (V)	39.8	37.3	40.1	37.7	40.3	37.8	40.5	38.0	40.7	38.2	40.9	38.4
Maximum Power Current-I _{MPP} (A)	17.19	13.94	17.23	13.96	17.25	14.02	17.29	14.05	17.33	14.08	17.36	14.12
Open Circuit Voltage-V _{OC} (V)	47.7	45.2	47.9	45.4	48.3	45.8	48.6	46.0	48.8	46.2	49.0	46.4
Short Circuit Current-I _{SC} (A)	18.21	14.67	18.25	14.71	18.28	14.73	18.32	14.76	18.36	14.80	18.40	14.83
Module Efficiency η _m (%)	22.1		22.2		22.4		22.5		22.7		22.9	

STC: Irradiance 1000W/m², Cell Temperature 25°C, Air Mass AM1.5. NOCT: Irradiance at 800W/m², Ambient Temperature 20°C, Wind Speed 1m/s. *Measuring tolerance: ±3%.

Electrical characteristics with different power bin (reference to 5% & 10% backside power gain)												
Backside Power Gain	5%	10%	5%	10%	5%	10%	5%	10%	5%	10%	5%	10%
Total Equivalent power -P _{MAX} (Wp)	719	754	725	759	730	765	735	770	740	765	746	770
Maximum Power Voltage-V _{MPP} (V)	39.8	39.8	40.1	40.1	40.3	40.3	40.5	40.5	40.7	40.3	40.9	40.5
Maximum Power Current-I _{MPP} (A)	18.05	18.91	18.09	18.95	18.11	18.98	18.15	19.02	18.20	18.98	18.23	19.02
Open Circuit Voltage-V _{OC} (V)	47.7	47.7	47.9	47.9	48.3	48.3	48.6	48.6	48.8	48.3	49.0	48.6
Short Circuit Current-I _{SC} (A)	19.12	20.03	19.16	20.08	19.19	20.11	19.24	20.15	19.28	20.11	19.32	20.15

Power Bifaciality: 80±5%.

MECHANICAL DATA	
Solar Cells	N-type Monocrystalline
No. of cells	132 cells
Module Dimensions	2384×1303×33 mm (93.86×51.30×1.30 inches)
Weight	38.3kg (84.4lb)
Front Glass	2.0 mm (0.08 inches), High Transmission, AR Coated Heat Strengthened Glass
Encapsulant material	POE/EVA
Back Glass	2.0 mm (0.08 inches), Heat Strengthened Glass (White Grid Glass)
Frame	33mm(1.30 inches) Anodized Aluminium Alloy
J-Box	IP 68 rated
Cables	Photovoltaic Technology Cable 4.0mm ² (0.006inches ²) Portrait: 350/280 mm(13.78/11.02 inches) Length can be customized
Connector	MC4 EVO2 / TS4 PLUS / TS4*

*Please refer to regional datasheet for specified connecto.

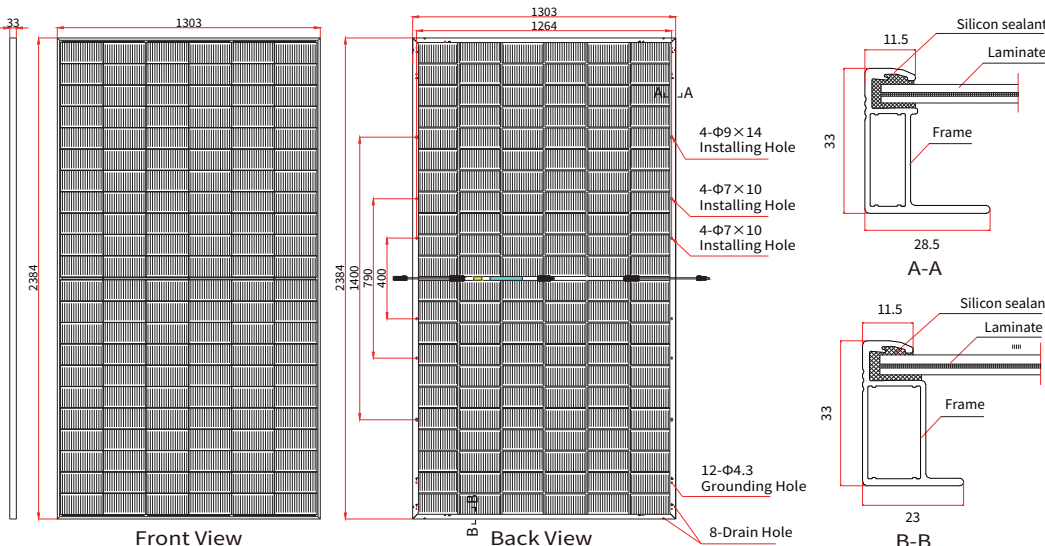
WARRANTY	
12 year Product Workmanship Warranty	
30 year Power Warranty	
1% first year degradation	
0.40% Annual Power Attenuation	
(Please refer to product warranty for details)	

PACKAGING CONFIGURATION	
Modules per box: 33 pieces	
Modules per 40' container: 594 pieces	

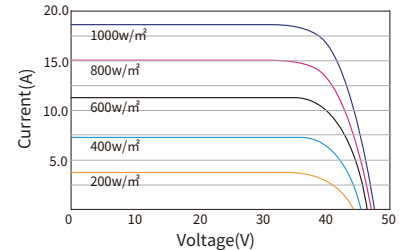
TEMPERATURE RATINGS	
NOCT (Nominal Operating Cell Temperature)	43°C (±2°C)
Temperature Coefficient of P _{MAX}	- 0.30%/°C
Temperature Coefficient of V _{OC}	- 0.24%/°C
Temperature Coefficient of I _{SC}	0.04%/°C

MAXIMUM RATINGS	
Operational Temperature	-40~+85°C
Maximum System Voltage	1500V DC (IEC)
Max Series Fuse Rating	35A

DIMENSIONS OF PV MODULE(mm)



I-V CURVES OF PV MODULE (700 W)



P-V CURVES OF PV MODULE (700 W)

